

A high-speed photograph of a water splash, showing intricate details of the water droplets and bubbles, creating a sense of motion and freshness.

CapitaLand Investment Limited
**DBS Vickers Pulse of
Asia Conference 2023**
9 January 2023

Forward-looking Statements

This presentation may contain forward-looking statements. Actual future performance, outcomes and results may differ materially from those expressed in forward-looking statements as a result of a number of risks, uncertainties and assumptions. Representative examples of these factors include (without limitation) general industry and economic conditions, interest rate trends, cost of capital and capital availability, availability of real estate properties, competition from other developments or companies, shifts in customer demands, shifts in expected levels of occupancy rate, property rental income, charge out collections, changes in operating expenses (including employee wages, benefits and training, property operating expenses), governmental and public policy changes and the continued availability of financing in the amounts and the terms necessary to support future business.

You are cautioned not to place undue reliance on these forward-looking statements, which are based on the current view of management regarding future events. No representation or warranty express or implied is made as to, and no reliance should be placed on, the fairness, accuracy, completeness or correctness of the information or opinions contained in this presentation. Neither CapitaLand Investment Limited (“CapitaLand Investment”) nor any of its affiliates, advisers or representatives shall have any liability whatsoever (in negligence or otherwise) for any loss howsoever arising, whether directly or indirectly, from any use of, reliance on or distribution of this presentation or its contents or otherwise arising in connection with this presentation.

The past performance of CapitaLand Investment or any of the listed funds managed by CapitaLand Investment Group (“CLI Listed Funds”) is not indicative of future performance. The listing of the shares in CapitaLand Investment (“Shares”) or the units in the CLI Listed Funds (“Units”) on the Singapore Exchange Securities Trading Limited (“SGX-ST”) does not guarantee a liquid market for the Shares or Units. This presentation is for information only and does not constitute an invitation or offer to acquire, purchase or subscribe for the Shares or Units.



Table of Contents

01

3Q 2022 Business Updates

- Key Highlights
- Updates on Key Business Segments
- Sustainability
- Looking Ahead

02

Supplemental Information

CapitaLand Investment

Channelling the energy and flexibility of water in our strategies to embrace new opportunities and create value with our Asian heritage

01 

3Q 2022 Business Updates

CapitaLand Investment

Channelling the energy and flexibility of water in our strategies to embrace new opportunities and create value with our Asian heritage

CapitaLand
Investment



Key Highlights

CapitaLand Investment

Channelling the energy and flexibility of water in our strategies to embrace new opportunities and create value with our Asian heritage



3Q/YTD Sep 2022 Performance Overview

Operational resilience reflected across CLI's three growth drivers



Fund Management

YTD Sep 2022 FUM
~\$86B

(S\$86B as at 30 Jun 2022)

YTD 2022 Total
Transacted Value²
~\$8.0B

Embedded FUM¹
~\$6.1B

YTD Sep 2022 FM FRE³
~\$339M
(+16% YoY)

YTD Sep 2022 FM FRE/FUM⁴

53bps

(FY 2021: 50bps)



Lodging Management

3Q 2022 RevPAU
~\$110
(3Q 2021: S\$77⁵)

3Q 2022 Occupancy
73%
(3Q 2021: 62%⁵)

No. of new units signed
YTD Sep 2022⁶
~26,000

No. of units opened
YTD Sep 2022
>7,300

Total Portfolio Units
155K
~97% of Year 2023
160K units target

YTD Sep 2022 LM FRE
\$190M
(+48% YoY)



Capital Management

Capital Recycled
YTD 2022⁷
\$2.9B

Group Cash and
Undrawn Facilities of
CLI's Treasury Vehicles
\$7.2B

YTD Share Buyback⁸
\$133M

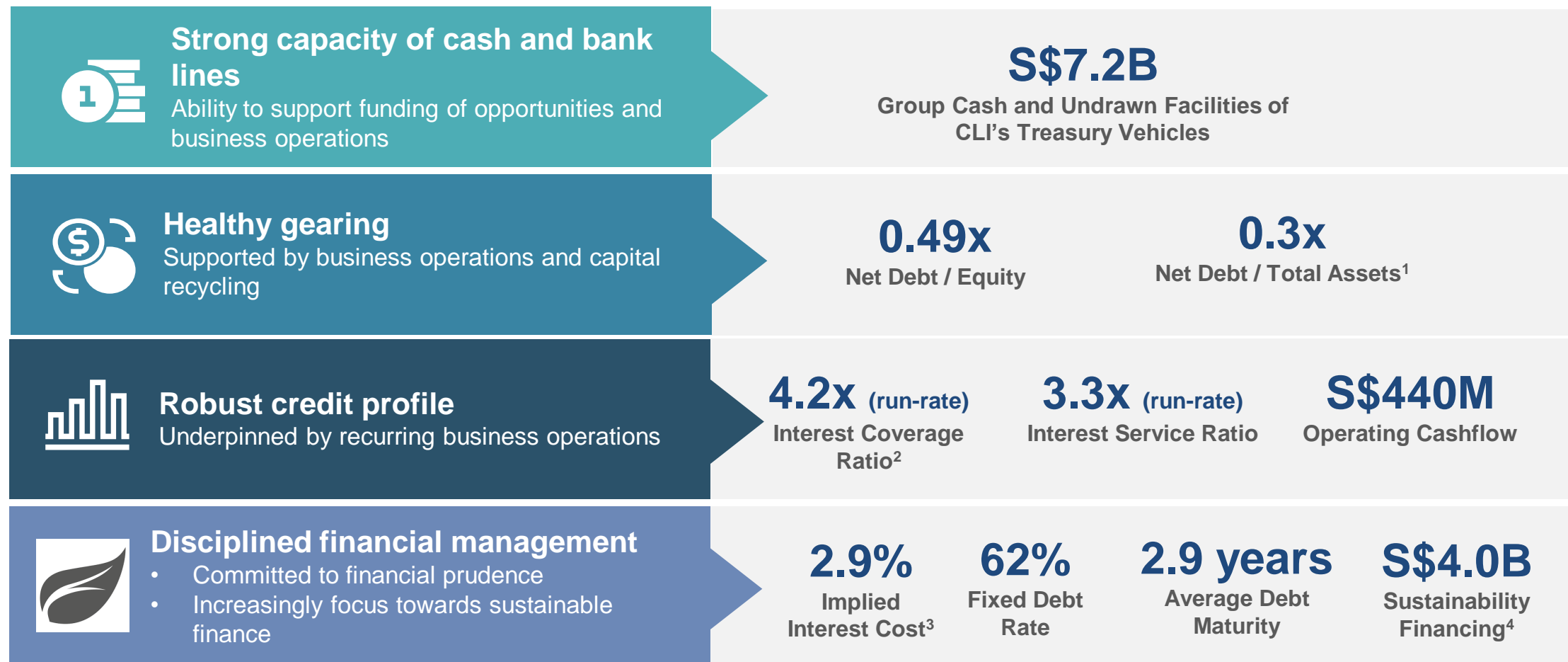
CLAS partners with International Finance Corporation on IFC's **first** sustainability-linked bond in the hospitality sector
(announced in Oct 2022)

Notes:

1. As at 3 Nov 2022. Comprised of S\$3.4B estimated FUM from committed and undeployed capital for private funds and announced REITs transactions which are not completed and yet to be included in FUM as of 3Q 2022, and S\$2.7B from announced transactions post 3Q 2022.
2. Total gross value of investments and divestments (on 100% basis) as at 31 Dec 2022. Exclude transactions of undisclosed values due to confidentiality clauses
3. Include performance fees from a Vietnam fund and a Singapore fund recognised under other operating income (S\$29M) and a Korea fund recognised under revenue (S\$9M)
4. YTD Sep 2022 FM FRE/FUM ratio of 53 bps is on a run-rate basis. The ratio is computed based on average FUM for the year
5. Occupancy and RevPAU statistics are on same store basis and include serviced residences leased and managed by the Group. Foreign currencies are converted to SGD at average rates for the relevant period. Student accommodation and rental housing properties are not managed by the Group
6. Include ~15,000 units from the acquisition of Oakwood in Jul 2022
7. As at 31 Dec 2022
8. As at 10 Nov 2022. Representing 0.68% of issued shares. Another 4.32% of buyback capacity remaining. Exclude treasury shares as at the date of the share buy-back resolution (29 Apr 2022)

Fiscal Discipline and Resilience

Healthy cash balance, available undrawn facilities and robust credit profile positions us well to weather future economic headwinds and capitalise on opportunities



Notes:

1. Total assets exclude cash
2. ICR excludes unrealized revaluation/impairment. Including unrealized revaluation/impairment, ICR was 5.4x (FY 2021: 7.5x)
3. Straight annualisation
4. Includes Off B/S sustainable financing



Updates on Key Business Segments

CapitaLand Investment

Channelling the energy and flexibility of water in our strategies to embrace new opportunities and create value with our Asian heritage

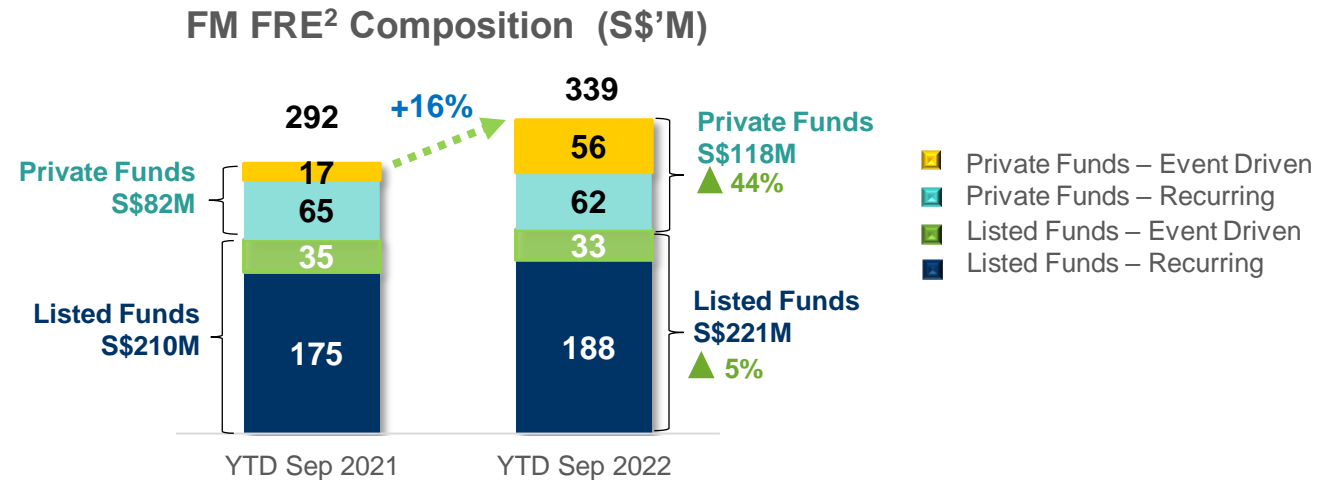
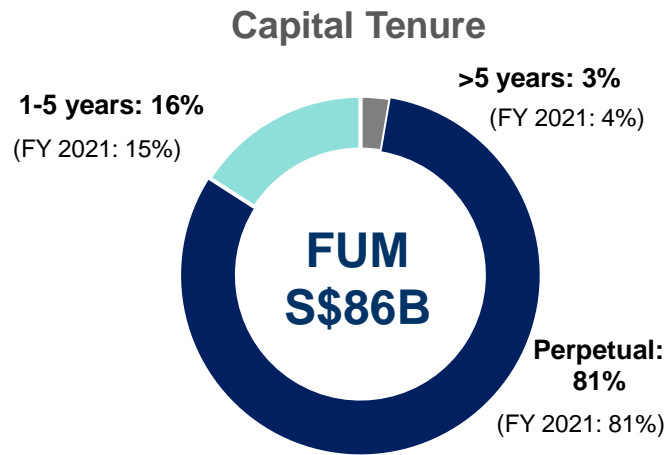
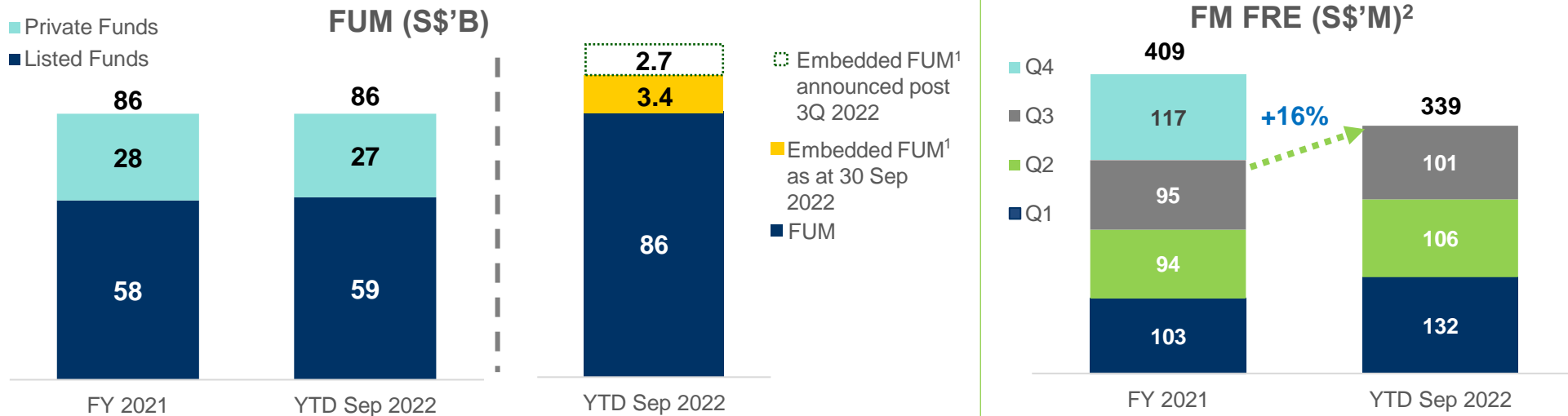


Fee Income-related Businesses (FRB)

Fund Management

Performance Snapshot

YTD Sep 2022 FM FRE improved by 16% YoY to S\$339M, of which 74% is recurring FRE



Notes:

1. Estimated FUM from committed and undeployed capital for private funds and announced REITs transactions not completed and yet to be included in FUM
2. YTD Sep 2022 FM FRE includes performance fees of S\$29M recognized under other operating income and S\$9M recognized under revenue. FM FRE comprises recurring FRE of S\$250M (YTD Sep 2021: S\$240M) and event-driven FRE of S\$89M (YTD Sep 2021: S\$52M)
3. YTD Sep 2022 FM FRE/FUM ratio of 53 bps is on a run-rate basis. The ratio is computed based on average FUM for the year

Listed Funds Continue To Drive Growth Opportunistically

Focus on higher yielding investments aligned with long-term strategy

Total Investments in 3Q 2022¹

\$1.5B

Total Investments YTD²

\$2.7B

YTD Sep 2022 FUM

\$59B

YTD Sep 2022 FRE

\$221M (+5% YoY)

Investments in 3Q 2022¹




Standard at Columbia



Somerset Central TD Hai Phong City



622 Toa Payoh Lorong 1



1 Buroh Lane



Casa Grande - Phase 2



Queensbay Mall

CapitaLand Ascott Trust (CLAS)

CapitaLand Ascendas REIT (CLAR)

CapitaLand India Trust (CLINT)

CapitaLand Malaysia Trust (CLMT)

Accelerate scale-up of longer-stay lodging by tapping on Sponsor's assets pipeline

Higher volume of smaller transactions grows CLAR meaningfully

Continued diversification within new economy sector

Expanded presence in northern Malaysia

- **Aug:** A portfolio of nine lodging properties comprising serviced residences, rental housing and student accommodation at total capitalised cost of S\$318.3M. Approval was granted by CLAS' Staped Securityholders at extraordinary general meeting held in Sep 2022

- **Aug:** Proposed acquisition and lease back of 622 Toa Payoh Lorong 1 in Singapore for S\$104.8M. First year NPI yield is ~7.2% and 6.8% pre-transaction costs and post-transaction costs, respectively
- **Sep:** Proposed acquisition of a modern Grade-A 5-storey ramp-up cold storage logistics facility in Singapore for S\$191.9M. First year NPI yield is ~7.0% and 6.9% pre-transaction costs and post-transaction costs, respectively

- **Jul:** Proposed forward purchase of two industrial facilities in Mahindra World City, Chennai, for INR1.60B (S\$28.5M)

NEW

- **Dec:** Proposed acquisition of a 4.01-acre freehold site in Ambattur, Chennai, to develop its third data centre in India of total investment amount INR19.4B (S\$328.8M)
- **Dec:** Proposed acquisition of International Tech Park Pune – Hinjawadi, Pune, for INR13.5B (S\$221.9M)

NEW

- **Nov:** Proposed acquisition of Queensbay Mall in Penang for RM990.50M (S\$300.3M)

Notes:

1. From 1 Jul 2022 to 31 Dec 2022
2. As at 31 Dec 2022 based on announcement dates

Total Divestments YTD²: S\$340M (No divestments in 3Q 2022¹)

Listed Funds Continue to Drive Growth Opportunistically (Cont'd)

Focus on value creation and repositioning assets for relevance and further growth

17 properties within listed funds undergone AEI/redevelopment amounting to ~S\$1B YTD 2022 (as at 3 Nov 2022)

Ongoing Redevelopments

Redevelopment of Liang Court Singapore into an integrated development

- CLAS to develop a 192-unit serviced residence, with a hotel license. Estimated completion in 2H 2025



Redevelopment of 1 Science Park Drive, Singapore into a life science and innovation campus

- Jointly redeveloped by CapitaLand and CLAR for S\$883M



Convert 6066 Lusk Boulevard, a San Diego office to a Life Sciences property

- CLAR to convert the property at an estimated cost of US\$40.0M (~S\$56.4M). Expected NPI yield pick-up of ~9% when completed



Redevelopment of International Tech Park Hyderabad, India - Phase 1 (~1.4M sq ft)

- CLINT is expected to complete the redevelopment at a cost of S\$105.4M by Dec 2022

Completed Projects



UBIX, Singapore

- CLAR completed the redevelopment at a cost of S\$38.2M in Jan 2022
- Achieved BCA Green Mark Gold^{PLUS} certification



lyf one-north Singapore

- CLAS completed the development at a cost of ~S\$116.7M and obtained TOP in Jan 2022
- Achieved occupancy rate >90% for 3Q 2022

Asset Enhancement

CQ @ Clarke Quay, Singapore



- CICT to transform CQ @ Clarke Quay into a day-and-night destination
- AEI to be carried out in phases at a total sum of S\$62M

Raffles City, Six Battery Road, 21 Collyer Quay, Singapore



- CICT completed the AEI of 21 Collyer Quay and Six Battery Road at total sum of S\$80M
- 21 Collyer Quay attained Green Mark Platinum rating
- Strong committed occupancy at 91.2% for Six Battery Road
- Raffles City Shopping Centre: to rejuvenate offerings and enhance retail experience

The Alpha, Singapore



- CLAR to carry out the AEI at an estimated total cost of S\$15.5M
- Expected completion in 4Q 2023

CapitaMall Wangjing, China



- CLCT recovered anchor department store space to create ~7,100 sqm of experiential space
- Comprises 70 new stores (~60% new-to-market concepts) which generated ~140% rental reversion
- ROI: >20%

CapitaMall Yuhuating, China



- CLCT recovered ~8,900 sqm of anchor supermarket space to create specialty tenant space
- Expected ROI: >15%
- Committed occupancy at 75% for AEI area as at 19 Oct 2022

Private Fund-Raising Gains Momentum

Launched new funds in challenging market conditions demonstrate product origination capabilities in key markets, and ability to attract top-tier institutional investors

External Capital¹ Raised
YTD Sep 2022
S\$752M

YTD Sep 2022 FUM
S\$27B

Total Investments YTD²
S\$1.7B³

YTD Sep 2022 FRE
S\$118M (+44% YoY)

Capturing growth tailwinds in self-storage business with APG *(Announced in Oct 2022)*



- >1M sq ft NLA
- >90% occupancy, across 6 gateway cities
- >70% of its NPI generated in Singapore

Joint venture with APG to build dominant Asia-focused self-storage platform

- APG, Netherland's largest pension provider and CLI committed an initial equity investment of S\$570M with an option to increase the investment up to S\$1.14B
- Initial equity commitment for APG and CLI is in the proportion of 90:10
- The fund will be used to acquire Extra Space Asia, one of the largest storage businesses in Asia, and future expansion needs
- CLI to contribute its expertise in fund management and operational know-how to manage and scale the platform through M&As, as well as conversion of existing assets into self-storage facilities
- Self-storage as an alternative asset class is supported by favourable demographics and lifestyle trends, especially in Asia
- Post acquisition, CLI will manage the platform and generate investment and asset management FRE

Notes:

1. Committed 3rd party equity
2. As at 31 Dec 2022 based on announcement dates
3. Investment value excludes transactions of undisclosed values due to confidentiality clauses

Private Fund-Raising Gains Momentum (Cont'd)

Launched new funds in challenging market conditions demonstrate product origination capabilities in key markets, and ability to attract top-tier institutional investors

NEW

Meeting Rising Demand For Warehouses in Southeast Asia With Ally Logistic Property (ALP) and Pruksa Holding PCL (PSH) *(Announced in Dec 2022)*



Key management representatives from CLI, ALP and PSH during the S\$1B CapitaLand SEA Logistics Fund signing ceremony

Jointly established S\$1 billion CapitaLand SEA Logistics Fund (CSLF) to develop smart logistics infrastructure

- CLI, ALP and PSH have committed an initial equity investment of S\$270M with an option to increase their investment up to S\$540M, to develop next-generation smart warehouses embedding automation, robotics and digitisation
- The fund will target to achieve assets under management of S\$1B
- CLI will be CSLF's fund manager, leveraging its well-established global real estate platform, fund management expertise and local operating presence to provide the fund a competitive advantage in deal sourcing, investment, and execution
- CSLF will benefit from PSH's market knowledge and integrated development experience and ALP's state-of-the-art smart warehousing solutions to offer a cross-platform approach that provides customers end-to-end holistic and smart warehousing solutions

Private Fund-Raising Gains Momentum (Cont'd)

Launched new funds in challenging market conditions demonstrate product origination capabilities in key markets, and ability to attract top-tier institutional investors

Ability to execute in China whilst diversifying our capital pools with high quality domestic Chinese LPs

(Announced in Nov 2022)



China Business Park Core RMB Fund I (CBPCF I) and China Business Park Core RMB Fund II (CBPCF II)

Established CLI's second and third onshore RMB funds totaling ~RMB4B to invest in business parks opportunities in China. Both assets are quality core income-generating properties with close to 100% occupancy. The two funds welcomed a total of 10 new capital partners and demonstrate CLI's domestic fund-raising capabilities in China.

CBPCF I

- RMB380M (S\$76M) fund invested in CLI's wholly-owned Ascendas i-Link, a business park in Shanghai
- CLI will manage both the fund and asset
- CLI's stake: 10%
- Four new domestic investors

CBPCF II

- RMB3.6B (S\$720M) fund to invest in a LEED Gold-certified business park in China
- CLI will co-manage the fund with an asset management company
- CLI's stake: 20%
- Six new domestic investors

Private Fund-Raising Gains Momentum

Launched new funds in challenging market conditions demonstrate product origination capabilities in key markets, and ability to attract top-tier institutional investors

Building track record in South Korea



CapitaLand Korea No. 3 (Core)

Sep: Completed recapitalisation of local private fund in South Korea, which holds Jongro Place in Seoul CBD

- Realised returns were 300bps more than target
- CLI remains as fund and asset manager



CapitaLand Korea No. 14 (Logistics Fund III)

Sep: Incepted CLI's third South Korean logistics fund with total committed equity of c.KRW108.6B, of which 90% is third-party capital, for development of a logistics development in Yangsan, South Korea

- Invested in CLI's fourth logistics facility in South Korea. Expected completion in 4Q 2024
- FUM upon completion: c.KWR362B (S\$382M)

Successful deployment of Lodging funds



Ascott Serviced Residence Global Fund (ASRGF)

Aug: Announced acquisition of first lyf coliving property in Tokyo, Japan to be named lyf Ginza Tokyo

- This is ASRGF's 12th portfolio investment



Student Accommodation Development Venture (SAVE)

Oct: Entered into agreement to develop a student accommodation property in Connecticut, USA

Fee income-related Businesses (FRB)

Lodging Management

Accelerating the Growth of CLI's Lodging Business

Ascott's dual engines of growth better enable us to ride on post-COVID travel recovery to accelerate asset-light growth; Well on track to achieve 2023 target of 160K units



Ascott's Two Engines of Growth

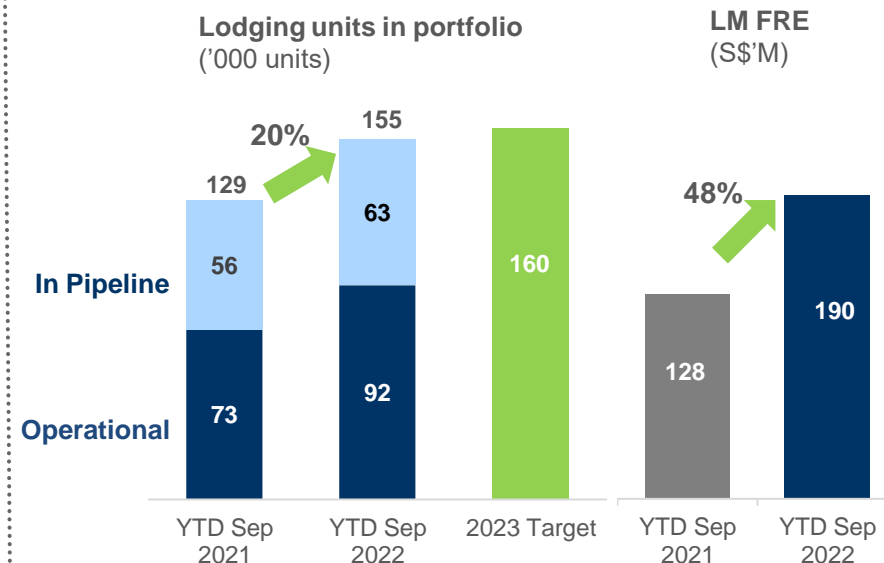
Lodging Management

- ✓ **Acquisition of Oakwood** in Jul 2022 accelerated growth of global portfolio by **~15,000 units**, cementing Ascott's position as one of the **top three extended stay serviced residence providers in the world**
- ✓ Launch of **brand refreshes** as part of groupwide exercise to **strengthen brand portfolio**:
 - Citadines, in Sep 2022
 - Somerset, slated for 4Q 2022
 - The Ascott, The Crest Collection and Oakwood, slated for 2023

Investment Management

- ✓ **Divestment of nine properties** in France, Japan, Vietnam, US and Australia to **sponsored trust, CapitaLand Ascott Trust (CLAS)**
 - Expected **completion in 4Q 2022**
 - Divested at **24% above book value**; **~\$58M in gains recognised** in 3Q 2022

Strong growth in LM FRE and FUM amid lodging sector recovery

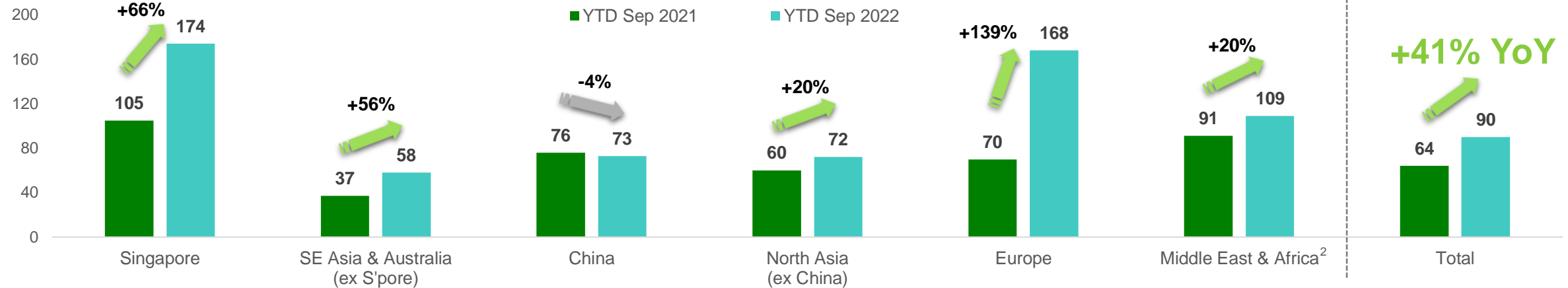


- **Growing LM FRE** with ~18,400 new units signed and >2,700 units opened in 3Q 2022; in total ~26,000 units signed and >7,300 units opened in YTD Sep 2022; Well on track (**~97%**) to meet **2023 target**
- **Growing FUM** further with acquisition of first lyf coliving property in Tokyo, Japan in Aug 2022 and entry into a student accommodation development in Connecticut, USA in Oct 2022, via private funds

YTD Sep 2022 RevPAU Rose 41% YoY on Travel Rebound

Strong sustained recovery, fueled by marked pick-up in travel demand in 3Q 2022

Revenue per Available Unit (RevPAU)¹ S\$



YTD Sep 2022 RevPAU increased 41% YoY

- **Strong improvement in performance** driven by a **rebound in travel**; RevPAU for YTD Sep 2022 rose 41% on **higher average daily rates (+20%)** and **occupancies (+10%)**
- All regions except for China registered YoY increases in RevPAU for YTD Sep 2022

3Q 2022 RevPAU increased 17% QoQ and 43% YoY

- Recovered to ~92% of pre-COVID-19 3Q 2019 levels, driven primarily by **Europe, India, Singapore, South Korea** which had **surpassed** pre-COVID-19 levels
- The **highest YoY RevPAU growth** in **Singapore (+92%)**, followed by **Southeast Asia & Australia (+81%)**, and **Europe (+75%)**
- **China reflected an encouraging improvement** in 3Q 2022 following the easing of quarantine policy for both international and domestic travellers; RevPAU was **24% higher QoQ**, recovering to ~84% of pre-COVID-19 levels

Overall, travel outlook remains positive as forward bookings reflect a **sustained demand** despite the macroeconomic uncertainties; rising utility and labour costs are expected to be mitigated by **higher room rates**

Notes:

1. RevPAU statistics are on same store basis and include serviced residences leased and managed by the Group. Foreign currencies are converted to SGD at average rates for the relevant period. Student accommodation and rental housing properties are not managed by the Group
2. Includes Turkey and India

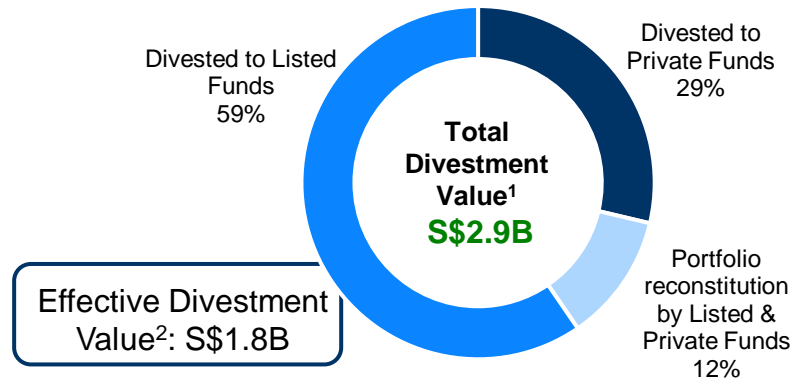
Real Estate Investment Business (REIB)

Real Estate Investment

Maintain Discipline in Capital Recycling

Exercising patience and prudence in recycling and deploying capital in current volatile environment

~88% of divestment value retained as FUM

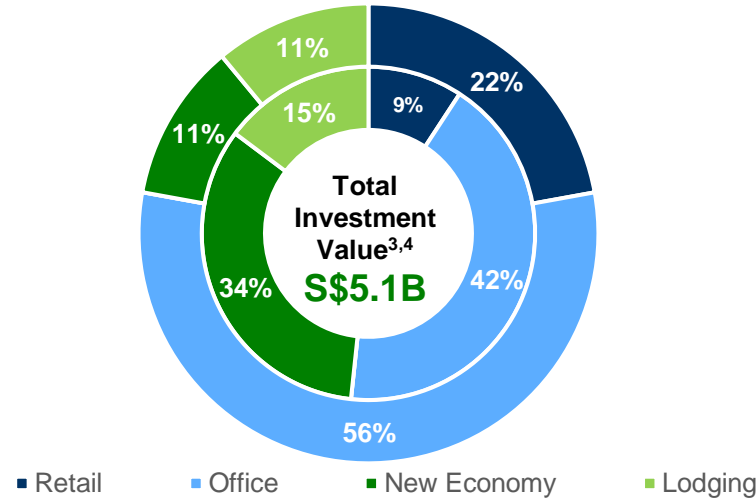


~88%

of divestments to Listed and Private Funds

14% average divestment premium above carrying value

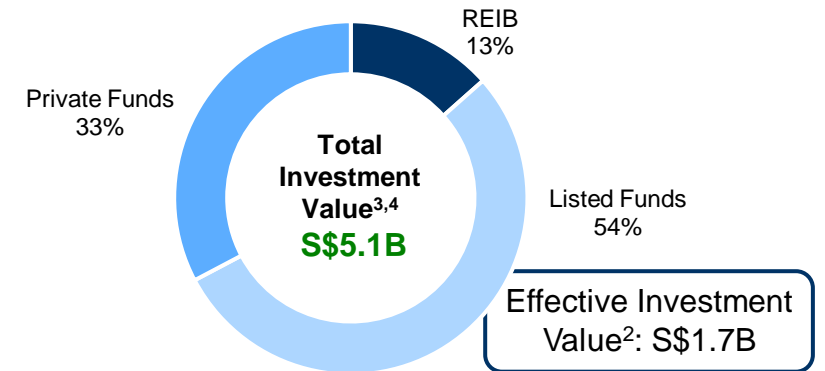
Total Divestment Value¹
\$2.9B



~91%

of the \$8.0B^{4,5} total transaction value generated FRE

~87% of investment value contributed to FUM



>35%

increase in private funds investment value YoY^{4,6}

\$5.7B of group cash and undrawn facilities of CLI's treasury vehicles

Notes: As at 3 Dec 2022 based on announcement dates unless otherwise stated

1. Total gross divestment value based on agreed property value (100% basis) or sales consideration

2. Based on CLI's effective stake invested or divested multiplied by gross investment value or gross divestment value. Subject to post-completion adjustments

3. Total gross investment value based on agreed property value (100% basis) or purchase/investment consideration

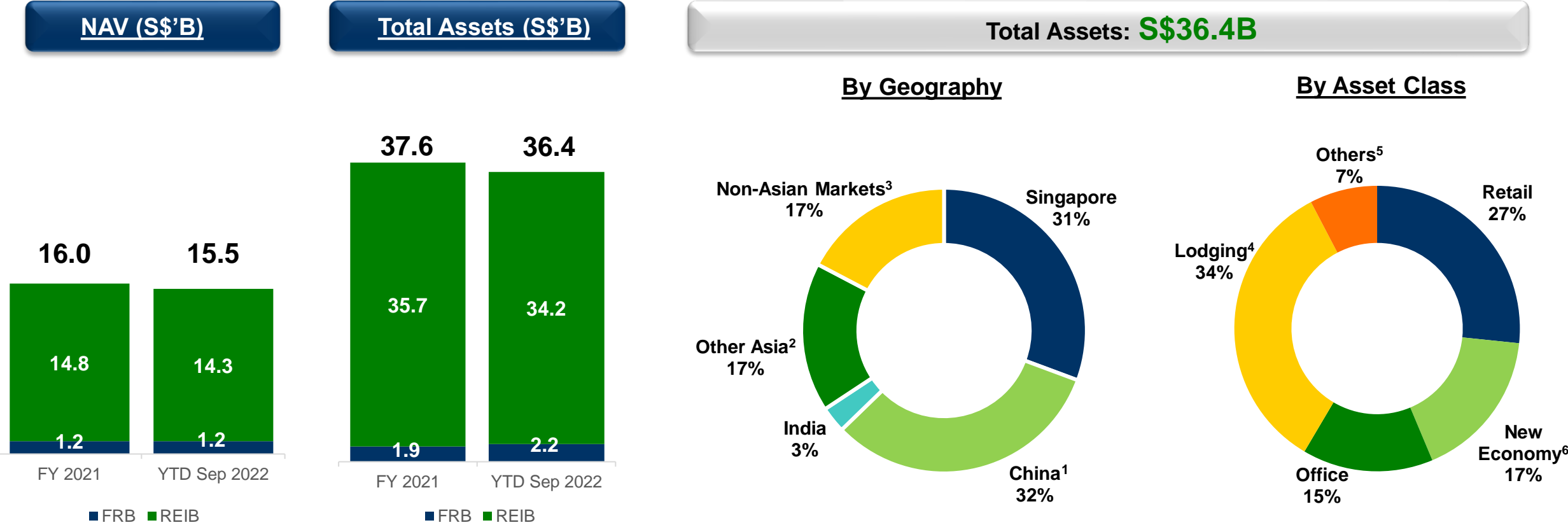
4. Exclude transactions of undisclosed values due to confidentiality clauses

5. Total gross divestment and investment values

6. Comparing total gross investment value by private funds from the period 1 Jan – 3 Nov 2021 vs 1 Jan – 3 Nov 2022

Well-diversified Global Real Estate Portfolio

Balanced portfolio allocation across multiple asset classes and focus markets



Notes:

- 1. Includes Hong Kong
- 2. Includes Australia, Japan, South Korea, Malaysia, Vietnam, Indonesia, Thailand, Philippines and other Asian countries
- 3. Includes USA, UK, Europe and other non-Asian countries
- 4. Includes hotel
- 5. Includes residential & commercial strata and corporate & others
- 6. Includes business parks, logistics, industrial and data centres

Core Market Updates: Singapore

Proactive management of portfolio to enhance relevance and mitigate rising cost pressures

Expanding flex space offerings



21 Collyer Quay – WeWork's Flagship

- › Officially opened on 6 Sep 2022
- › Offerings include flexibility in different space and subscription options and well-being amenities



Six Battery Road – The Work Project (TWP)

- › Partnering TWP to offer three floors of managed flex space which are to be opened progressively from end Oct 2022

Operational Resilience

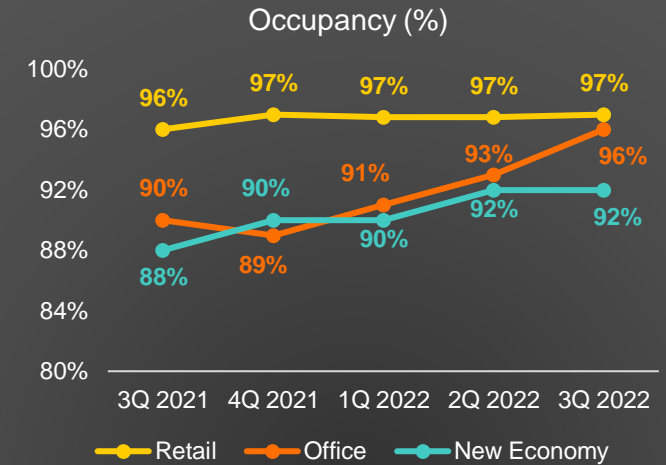
Managing rising inflation

- Increased Service Charge to partially offset rising cost
- CPI-indexed rent or fixed step-ups incorporated in majority of leases

Higher energy costs

- Hedged energy cost for 2022, although higher energy rates in 2023 expected
- Planned increase in use of renewable energy through the installation of roof top solar panels

Operational Highlights



Retail

Shopper Traffic¹ **+21.5% YoY**



Positive rental reversion

Tenants' Sales¹ (per sq ft) **+29.4% YoY**

Office



Positive rental reversion

Committed Occupancy **96.0%**

New Economy



Positive rental reversion

Committed Occupancy **91.5%**

Note:
1. YTD Sep 2022 vs YTD Sep 2021

Core Market Updates: China

Focused building of assets pipeline and ensuring operational resilience

On-the ground experience and strong fund and asset management track record enable CLI to capitalise on investment and fund opportunities amid intermittent disruptions from COVID-19



Capturing undervalued opportunities

- CLI successfully bid for Borui Plaza, a Grade A office in Beijing, China, for RMB2.04B (~S\$404M) in Oct 2022 via court auction
- Transacted value represents 30% discount to its Sep 2021 valuation of RMB2.9B



High quality assets pipeline differentiates CLI

- CLI divested Ascendas i-Link, a business park in Zhangjiang Hi-Tech Park in Shanghai to its newly launched fund, CBPCF I, at RMB502.8M
- CLI will continue to manage the asset

Operational Resilience

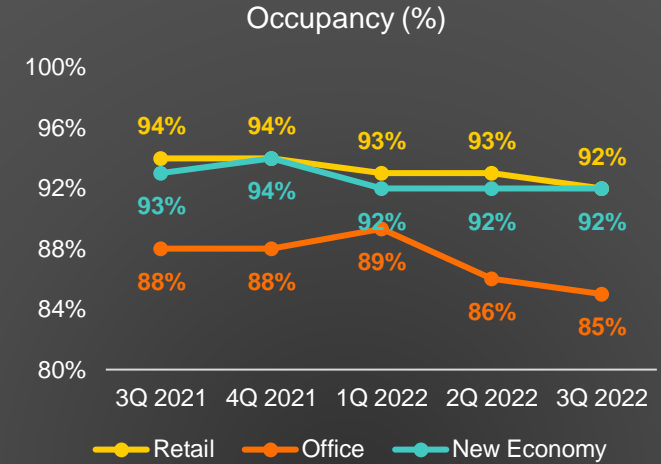
Online platform growth

- CapitaStar online GMV reached RMB465M for Sep 2022; substantially higher YoY

Sustainability efforts

- Kunshan Logistics Park selected for CSXC 2022 winners to testbed innovative ESG solutions

Operational Highlights



Retail



Mild negative
rental reversion

Shopper
Traffic¹ **-20.8%**
YoY

Tenants'
Sales¹ **-13.3%**
(per sqm)
YoY

Office



Mild negative
rental reversion

Retention
Rate **76%**
Stable QoQ

New Economy



Positive rental
reversion

Note:
1. YTD Sep 2022 vs YTD Sep 2021

Core Market Updates: India

Healthy resumption of activities, sustained recovery of performance

Enhancing the quality of the office, logistics, data centres and industrial portfolio in India



Commitment to more sustainable buildings

- International Tech Park Chennai – Radial Road is 1st business park in India certified by Indian Green Building Council (IGBC) to be Net Zero at the design stage
- CLI India also signed a MoU with IGBC to further the Net Zero movement in India



Solar rooftop commissioning across various business parks

- A total of 695kW power capacity of onsite solar rooftop installation costing ~INR35M commissioned across four business parks in Hyderabad, Pune, Kharadi, and Mumbai
- With this, CLI India business parks have a total onsite solar rooftop capacity of ~3.82MW power



Transformation of International Tech Park Hyderabad

- New Block A IT office building at ITPH will offer 1.4 million sq ft of smart workspaces right in the heart of the Madhapur business district of Hyderabad
- Developing a 22MW data center block which will be CLI India's second data center after the upcoming Navi Mumbai campus

Operational Resilience

Stable portfolio occupancy

- Physical occupancy increased to 39% across parks as employers continue to encourage the workforce back to office
- India Business Parks overall portfolio occupancy stands at 88%
- Coworking space (Bridge+) occupancy remains strong at 100%

Healthy recovery in leasing momentum

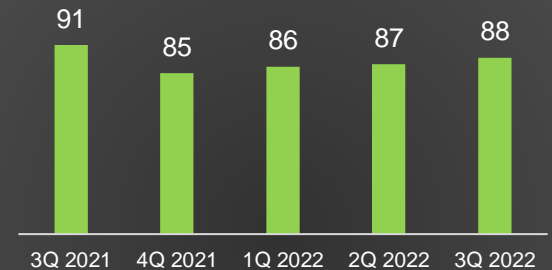
- Leasing momentum continues to be healthy
- ~3.6 million sq ft of space leased or renewed for YTD Sep 2022
- YTD Sep 2022 absorption of 42.1 million sq ft represents an increase of 66% YoY¹

Note:
1. CBRE Research

Operational Highlights

New Economy

Occupancy (%)



Mild negative rental reversion

- **Improved** physical occupancy for business park portfolio

Physical park population for business parks stands at about 39% across parks

- **Increased** leasing momentum

c. 1.2M sq ft of space renewed/newly leased in 3Q 2022

Other Markets Highlights

Diversified and resilient international portfolio

Other Asia: Australia, Japan, South Korea

- Overall, CLI's workspace assets in Australia, Japan and South Korea continue to demonstrate resilient performance in 3Q 2022, with stable portfolio occupancy, despite the macroeconomic headwinds.

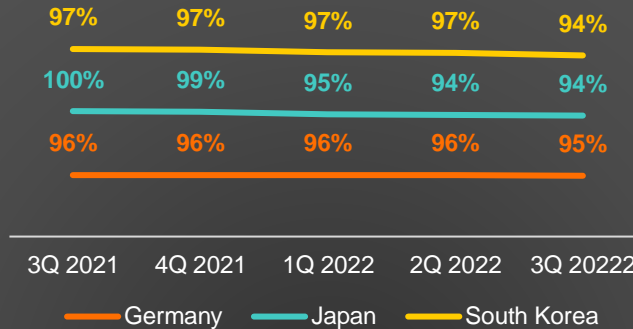
Non-Asian Markets: USA, UK, Europe

- Occupancy rates remain stable and healthy at >95%, for workspace in USA, UK and Europe
- In particular, USA new economy portfolio achieved double-digit positive rental reversion in 3Q 2022
- The USA Multifamily portfolio achieved strong operating performance, with healthy portfolio occupancy rate at approx. 95%. The Multifamily value-add programme continued to yield strong return on investments of approx. 19% and rental uplifts for units completed

Operational Highlights

Office

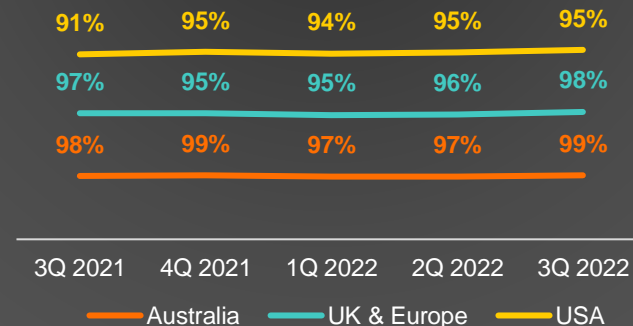
Occupancy



Positive rental reversion for Japan and South Korea

New Economy

Occupancy



Stable rental reversion across USA & Europe workspace



Positive rental reversion across USA multifamily

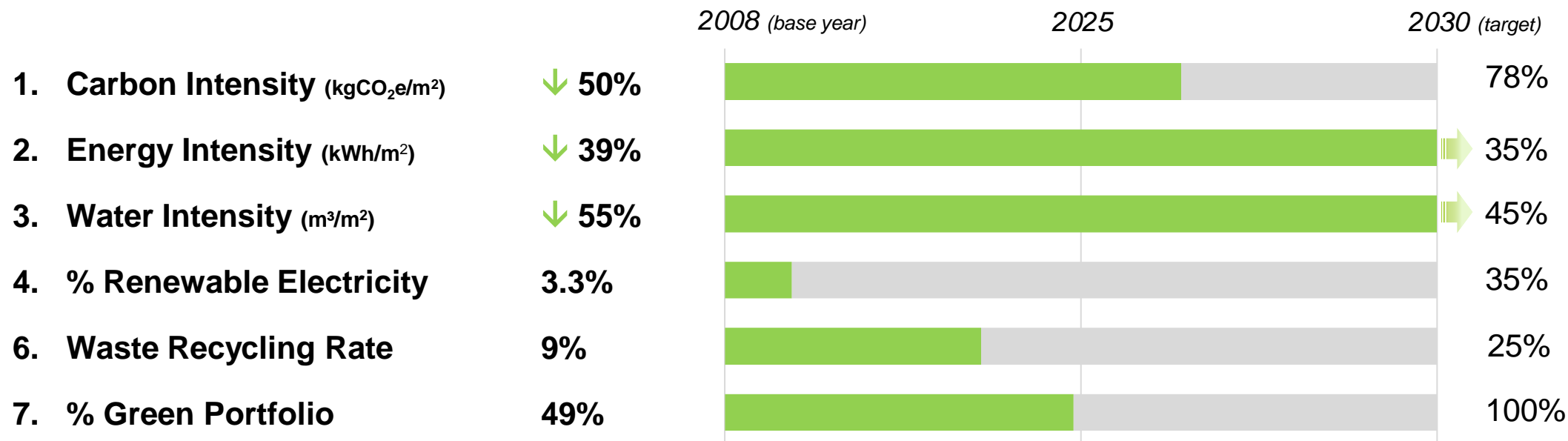


Sustainability

Cap/taLand
Investment

YTD Sep 2022 Sustainability Highlights

Continuing to build a resilient and resource-efficient real estate portfolio



- All changes in intensity performance are from 2008 base year
- Data as of September 2022 with 81% coverage
- Data for only managed properties (Landlord component) and only owned and managed properties for % green portfolio, excluding CLI owned but 3rd party managed properties

3Q 2022 Updates

- CapitaLand Investment retained 5 Star rating for Standing Investments and A for Public Disclosure (namely CLI listed trusts, CapitaLand Ascott Trust, CapitaLand Integrated Commercial Trust, CapitaLand China Trust and CapitaLand Ascendas REIT also received various GRESB accreditations respectively)
- CLI obtained S\$350M sustainability-linked loans from banks



G R E S B
★★★★★ 2022



FTSE4Good

Constituent for 9th consecutive year

Singapore Governance and Transparency Index 2022

REITs and Business Trusts category

Rank 1 – CLAS
Rank 2 – CLAR
Rank 4 – CICT
Rank 6 – CLINT
Rank 11 – CLCT

Sourcing globally for new sustainability technologies to pilot and scale through CSXC

- Up to S\$650,000 for top 10 sustainability innovations to be piloted at selected CapitaLand properties globally in 2022
- > 340 entries (↑20%) from > 50 countries (↑40%)

HIGH
IMPACT
AWARD



CLEANAIR.AI

ALVI CleanAir Safety System™: sensors & active polarisation provide buildings with HEPA-class air quality

To test

Filtration efficiency which removes up to **40X** smaller particulates compared to traditional MERV rated filters



MOST
INNOVATIVE
AWARD



ENEXOR BIOENERGY

Renewable energy system: converts organic, biomass, or plastic waste into onsite renewable electricity & thermal power while offsetting significant volumes of carbon dioxide

To test

↓ **20%**
Energy and waste cost



CARBON
ACTION
HERO
AWARD




SUNMAN ENERGY

World's first **glass-free, lightweight & flexible solar panel**, can be used on roofs that are unable to support glass modules for structural reasons

To test

↓ **70%**
Weight compared to standard glass solar panel with comparable performance



ECOFLOW



Air-compression valve to improve water meter accuracy

To test

↓ **30%**
Water cost

HYDROLEAP



On-site electro-oxidation to reduce cooling tower blowdown

To test

↓ **40%**
Blowdown water

LOH AND SONS PAINT CO (IN PARTNERSHIP WITH SOLCOLD)



Nanoparticle material using sunlight for active cooling.



To test

↓ **10%**
Energy consumption

PASSIVE EDGE TECH

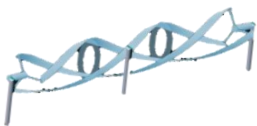


Phase-change material for thermal control and storage

To test

↓ **25%**
Air-conditioning energy consumption

MAINI RENEWABLES



Efficient micro wind turbine

To test

15,000kWh
Energy generation

SLIDELUVRE



Smart voltaic louvers

To test

↓ **15%**
Total electricity consumption

WI.PLAT



Intelligent building leak detection system

To test

↓ **5%**
Water usage

YTD Sep 2022 CSR Updates

Global Highlights



September – October 2022

CapitaLand #GivingAsOne Global Campaign

- In its second year running, the two-month campaign was launched on 1 Sep to rally staff and business partners to do good together by uplifting the lives of vulnerable groups and supporting the environment in communities where CapitaLand operates
- CapitaLand Hope Foundation pledged to donate S\$20 for every volunteer hour and message penned for beneficiaries during the campaign



CONTRIBUTE



VOLUNTEER



RALLY



718

volunteers participated globally (approx. 56% staff volunteers and 44% tenant and community volunteers)



3,743

volunteering hours globally



20

activities supported globally



397

messages of encouragement (for beneficiaries in SG, CN, IND, VN and MY through #Pen4Hope global initiative)



8,620

beneficiaries reached globally



S\$86,770

matching donation to support children and seniors in need from SG, CN, IND, VN and MY

**Above figures as of 30 Sep 2022*

Looking Ahead



CapitaLand Investment

Channelling the energy and flexibility of water in our strategies to embrace new opportunities and create value with our Asian heritage



Business Outlook

- Global economic uncertainty continues to impact financial and property markets worldwide. With inflation remaining high in many markets, numerous central banks continue to raise interest rates seeking to bring it under control. Additionally, on-going global geopolitical tensions are adding greater instability and ambiguity to the economic outlook.
- Given the macroeconomic headwinds and market volatility, CLI continues to exercise patience and prudence in its investments and new business development. At the same time, we continue to ensure that CLI has a strong balance sheet to capture opportunities that may arise in this rapidly changing market.
- CLI's business is anchored by a high-quality global real estate portfolio that generates healthy recurring rentals, as well as fund and lodging management platforms that produce stable fee income. We remain focused on creating value in our properties through asset enhancements and redevelopment and will continue to build our fee-related income from fund management and lodging.
- With deep experience and expertise in CLI's core markets of Singapore, China and India, as well as an increasing presence in South Korea, Japan, Australia, Europe and the US, the Group is well positioned for future growth.
- In line with CLI's growth plans, the Group is committed to achieving Net Zero emissions by 2050. This builds on sustainability targets outlined in CapitaLand's 2030 Sustainability Master Plan and current on-going efforts to reduce carbon, water and waste consumption intensities across our properties and improve renewable energy procurement.



02

Supplemental Information

CapitaLand
Investment

CapitaLand Investment
Channelling the energy and flexibility of water in our strategies to embrace
new opportunities and create value with our Asian heritage

A Leading Global Listed Real Estate Investment Manager With Strong Presence In Asia

S\$130B

Real estate assets under management

S\$17.7B

Market capitalisation on Singapore Stock Exchange

S\$86B

Funds under management

6

Listed REITs and business trusts

>20

Private funds

>10,000

staff globally

>260

Investment and asset management professionals globally



Global footprint. Deep roots in Asia

- ~91% of real estate assets under management in Asia
- Strong local expertise in core markets such as Singapore, China and India

Structured for focused growth and sustainable returns

3

Synergistic growth drivers

- Fund management
- Lodging management
- Capital management

Development partnership and assets pipeline with CapitaLand Development via the One CapitaLand Ecosystem

Long-standing diversified real estate expertise

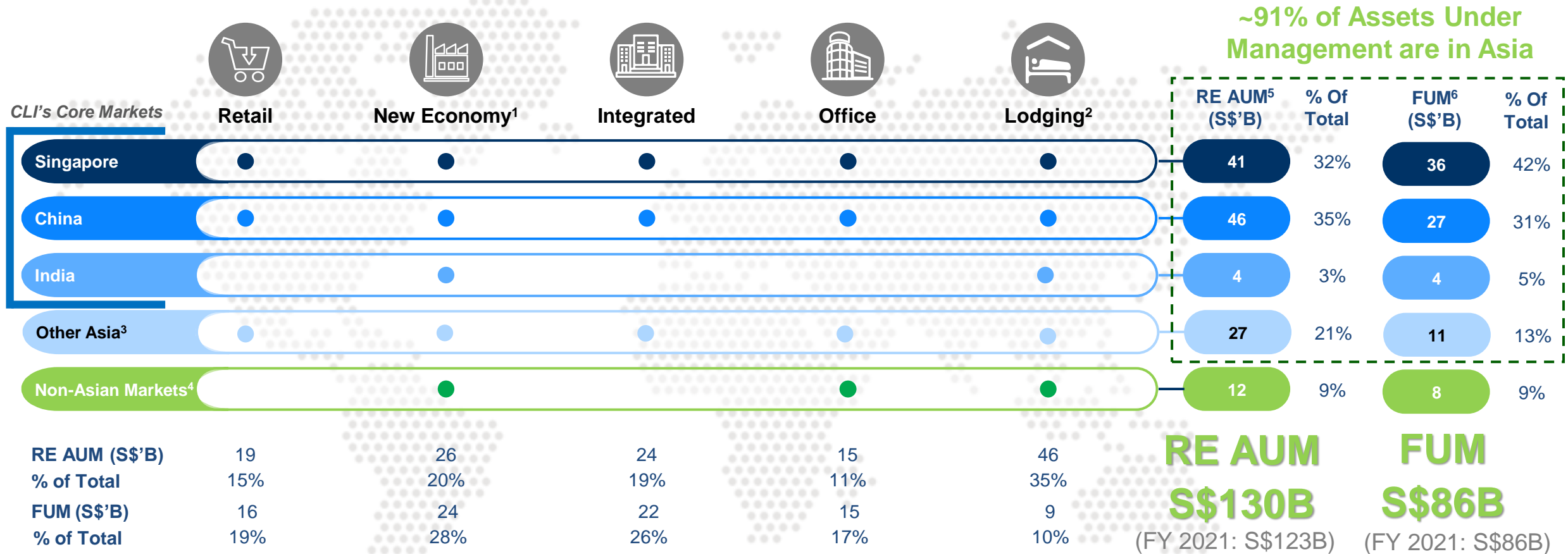
Full stack investment and operating capabilities across multiple real estate asset classes:

- Office
- Retail
- Lodging
- Business parks
- Industrial and logistics
- Data centres

Figures as at 30 September 2022

A Well-Diversified Global Portfolio With Strong Asian Presence

As at 30 Sep 2022



Notes:

- Includes business parks, industrial, logistics, and data centres
- Includes multifamily
- Includes Australia, Japan, South Korea, Malaysia, Vietnam, Indonesia, Thailand, Philippines and other Asian countries
- Includes USA, UK, Europe and other non-Asian countries
- Includes residential & commercial strata which comprises 0.2% of total RE AUM and is not reflected in chart
- Includes residential & commercial strata, which comprises 0.7% of total FUM and is not reflected in chart

Focused Execution Of Our Strategy

Three synergistic growth drivers to increase funds under management (FUM) and fee-related earnings (FRE)

Fund Management

- Support REITs and business trusts' portfolio reconstitution and growth
- Strong line up of proprietary private fund products under review



\$S\$100B
FUM
by 2024

Lodging Management

- Leverage sector recovery tailwinds to fast-track expansion of lodging platform and scale up lodging management fee income
- Integration of Oakwood platform



160K
lodging units under
management
by 2023

Capital Management

- Sustain capital recycling momentum
- Ample dry powder ready for deployment at the right opportunity
- Proactively manage balance sheet to ensure optimal capital structure for resiliency and position CLI for growth opportunities



\$S\$3B
annual capital recycling
across the Group

Four Primary Fee Income Streams

Four discrete and primary fee income streams enable sustainable growth, high quality recurring and diversified fee income streams for our investors and capital partners

Listed Funds
Management

Private Equity
Real Estate,
Real Assets

Private Equity
Alternative Assets,
Real Assets

Lodging
Management

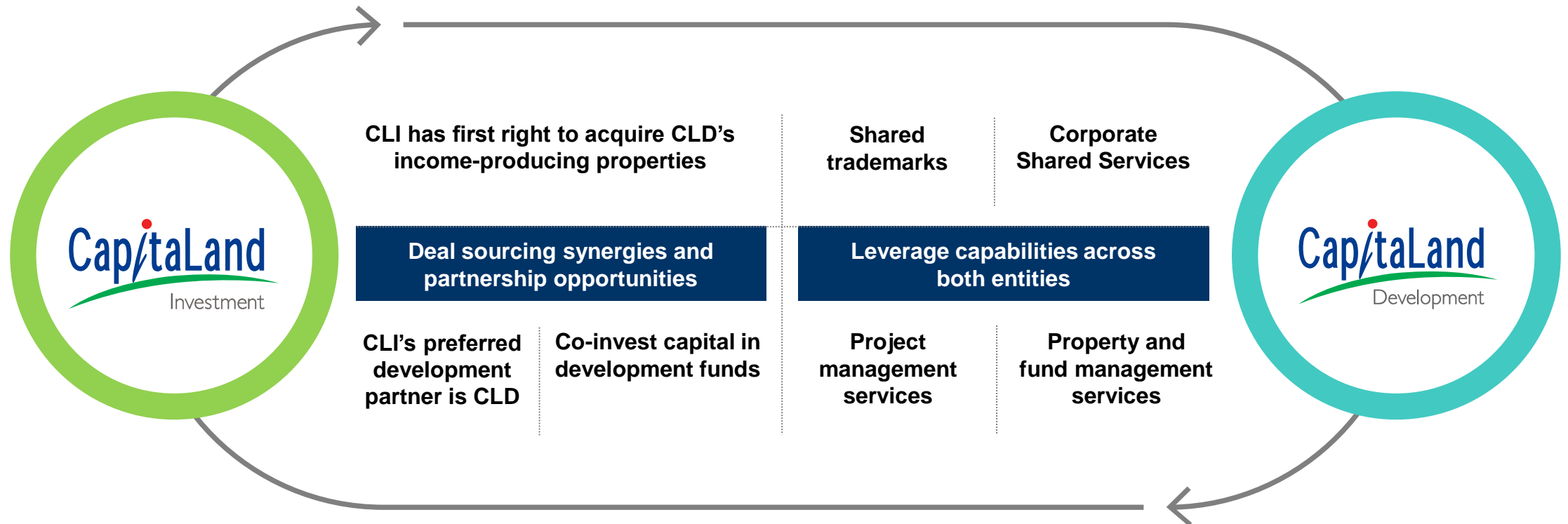
These four fee income streams are supplemented by a reservoir of future fee income via a strategic balance sheet that allows us to

- (i) incubate assets that can be converted to future fee income and
- (ii) provides us with dry powder for both organic and inorganic growth

With our four fee income streams and strategic balance sheet, we aim to **deliver sustainable double-digit return on equity** for CLI shareholders

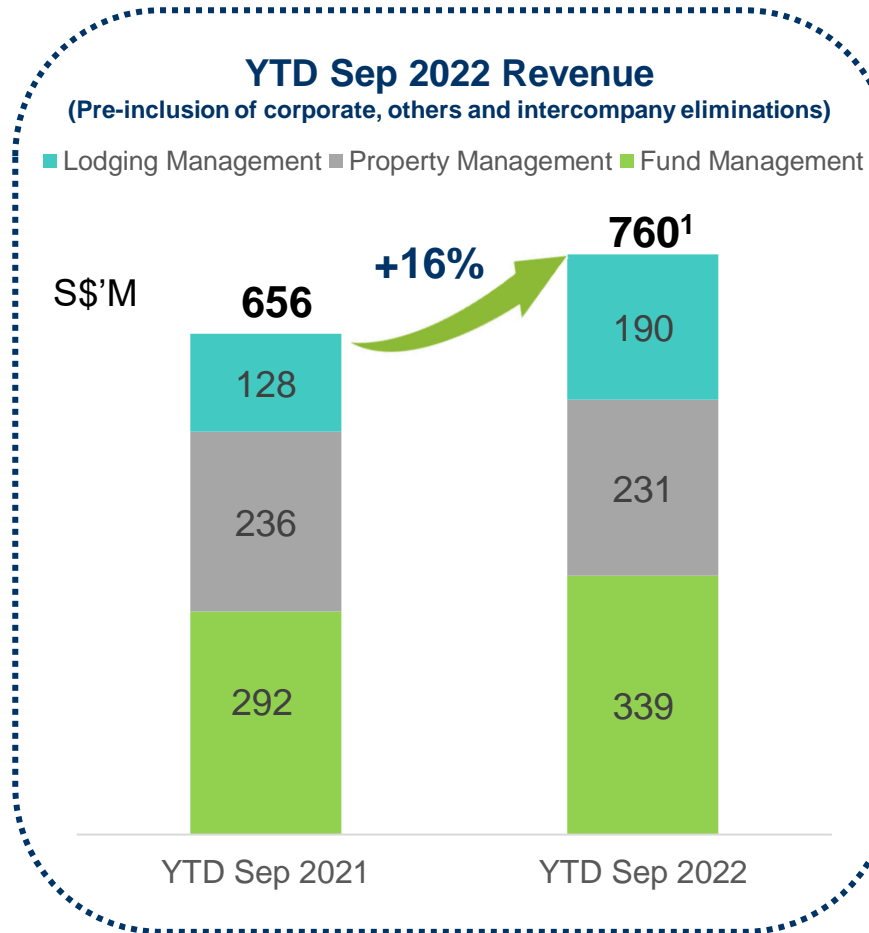
Our 'One CapitaLand' Ecosystem

Our ecosystem creates a mutually beneficial environment for CapitaLand Investment (CLI) and CapitaLand Development (CLD) to partner and grow

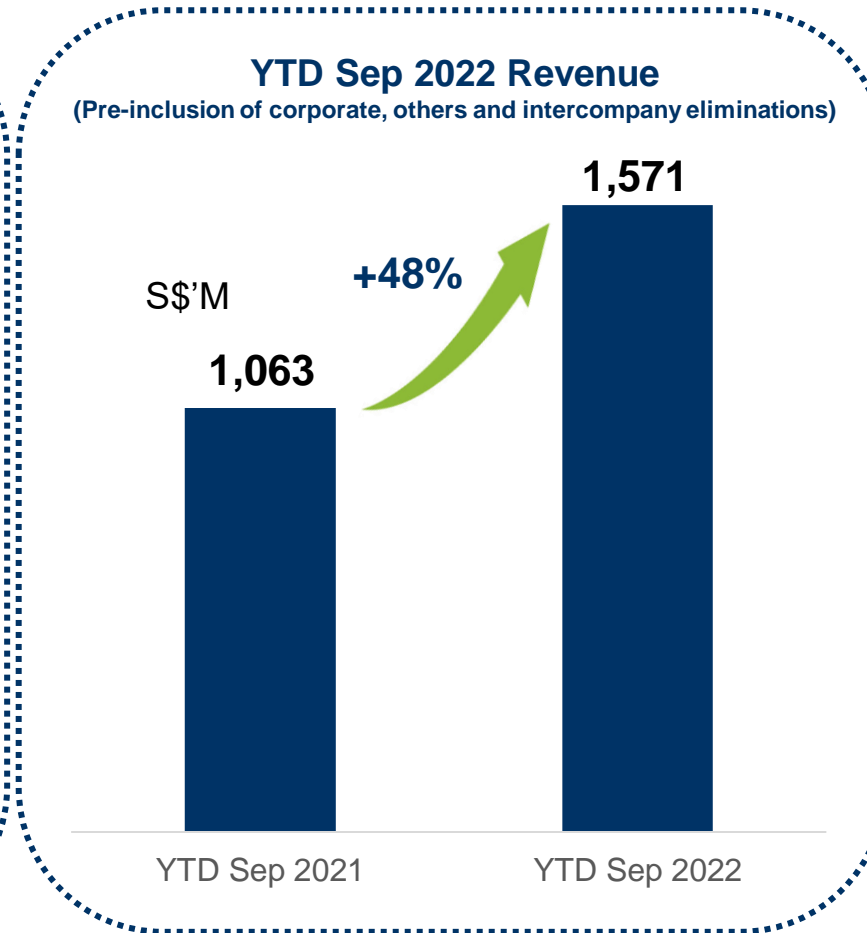


YTD Sep 2022 Revenue Performance Overview

Fee Income-related Business (FRB)



Real Estate Investment Business (REIB)

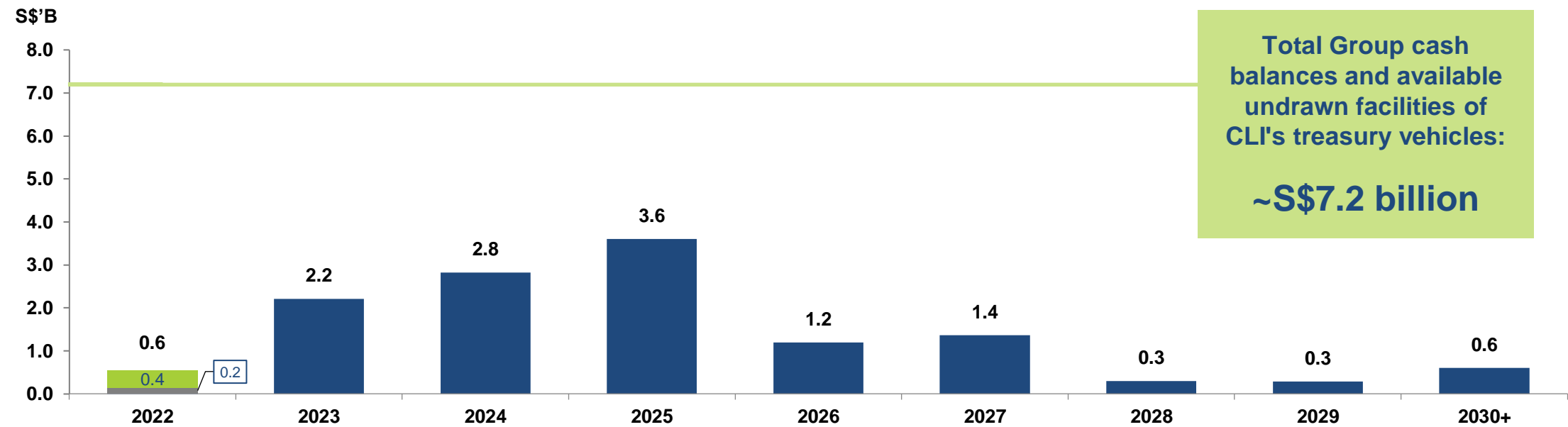


Note:

1. YTD Sep 2022 FM FRE includes performance fees from a Vietnam fund and Singapore fund recognised under other operating income (S\$29M) and a Korea fund recognised under revenue (S\$9M)

Loan Maturity Profile

Plans in place for refinancing/repayment of debt¹ due in 2022



Total Group cash
balances and available
undrawn facilities of
CLI's treasury vehicles:

~\$7.2 billion

On balance sheet debt ¹ due in 2022	S\$' billion
To be refinanced	0.4
To be repaid	0.2
Total	0.6
As a % of total on balance sheet debt	5%

- Total
- Non-REIT level debt
- REIT level debt²

Approximately ~\$7.2B in cash and available undrawn facilities with average loan life 2.9 years

Notes:
1. Debt excludes S\$730M of Lease Liabilities and Finance Lease under SFRS(I)16
2. CapitalLand Ascott Trust (CLAS) and CapitalLand Malaysia Trust (CLMT)

Fund Management Platform

As at 30 Sep 2022



Geographical Presence	Australia, UK/Europe, Singapore, USA	Global	China	India	Australia, Europe, Singapore	Malaysia
FUM (S\$'B)	18.0	7.5	5.1	3.2	24.3	1.2
Sponsor's Stake	18%	37%	24%	22%	23%	39%
Market Cap	S\$11.3B	S\$3.4B	S\$1.6B	S\$1.2B	S\$12.7B	MYR1.2B
No. of Properties	228	95	20	11	26	5
Gearing	37%	36%	39%	37%	41%	35%
Sponsor's Stake in Listed Funds					S\$7.0B in Market Value	

Notes: With effect from 27 Sep 2022

1. Ascendas Real Estate Investment Trust has been renamed CapitaLand Ascendas REIT (CLAR)
2. Ascott Residence Trust has been renamed CapitaLand Ascott Trust (CLAS)
3. Ascendas India Trust has been renamed CapitaLand India Trust (CLINT)

Fund Management Platform

As at 30 Sep 2022

Country	China	Singapore	India	Other Asia ¹	International	United States
No. of Funds	9	1	4	13	1	1
FUM (S\$'B)	20.6	0.3	0.8	4.3	0.8	0.04
No. of Properties	28	1	9	20	7	1
Carrying Value of Sponsor's Stake in Private Funds			S\$5.1B			
Total FUM			S\$26.8B			
Committed Capital²			S\$21.0B			
Total Capital Invested			S\$18.0B			

Notes:

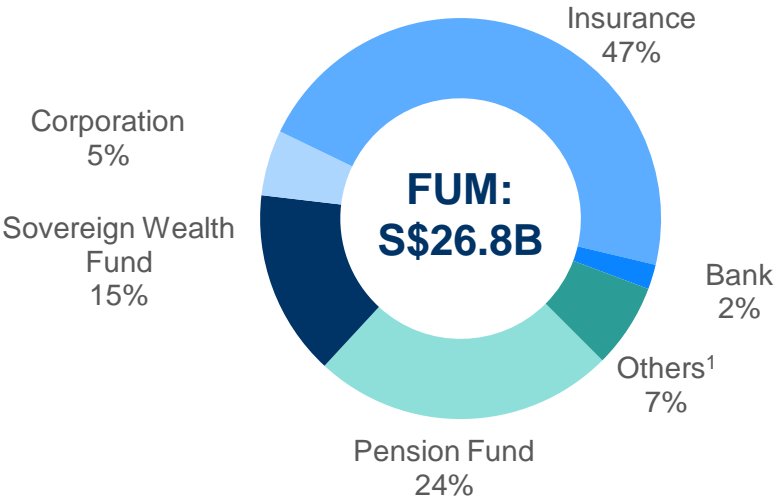
1. Includes pan-Asia funds
2. Refers to total fund equity size

No.	Fund Name	Fund size (million)
1	CapitaLand Mall China Income Fund	US\$ 900
2	CapitaLand Mall China Income Fund II	US\$ 425
3	CapitaLand Mall China Income Fund III	S\$ 900
4	CapitaLand Mall China Development Fund III	US\$ 1,000
5	Raffles City China Investment Partners III	US\$ 1,500
6	Raffles City Platinum Ventures	RMB 41,035
7	Ascendas China Commercial Fund 3	S\$ 436
8	CapitaLand Township Development Fund II	US\$ 200
9	China Special Situation RMB Fund I	RMB 703
10	CapitaLand Asia Partners I (CAPI) and Co-investments	US\$ 510
11	Athena LP	S\$ 109
12	CapitaLand Open-End Real Estate Fund	USD 441
13	CapitaLand Korea No. 1	KRW 85,100
14	CapitaLand Korea No. 3 (Core)	KRW 127,000
15	CapitaLand Korea No. 4	KRW 63,512
16	CapitaLand Korea No. 5	KRW 64,062
17	CapitaLand Korea No.8 (Data Center I)	KRW 116,178
18	CapitaLand Korea No.9 (Data Center II)	KRW 140,684
19	CapitaLand Korea No.10 (Logistics Fund I)	KRW 85,700
20	CapitaLand Korea No.11 (Logistics Fund II)	KRW 44,864
21	CapitaLand Korea No. 14 (Logistics Fund III)	KRW 108,600
22	CapitaLand Mall India Development Fund	S\$ 880
23	Ascendas India Growth Programme	INR 15,000
24	Ascendas India Logistics Programme	INR 20,000
25	CapitaLand India Logistics Fund II	INR 22,500
26	Ascott Serviced Residence (Global) Fund	US\$ 600
27	Student Accommodation Development Venture	US\$ 150
28	Orchid One Godo Kaisha	JPY 18,460
29	Mitake 1 Tokutei Mokuteki Kaisha	JPY 3,000
Total Fund Size		S\$ 20,969

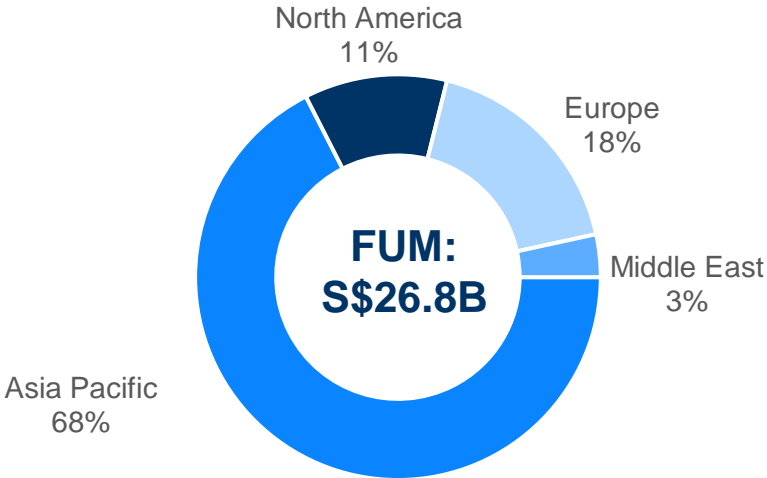
Partnership with High Quality Capital Partners

As at 30 Sep 2022

Investor Type



Investor Domicile



Diverse LP investor base across geographies



Top tier global institutions (Pension funds and SWFs)



Repeat investors across fund vintages

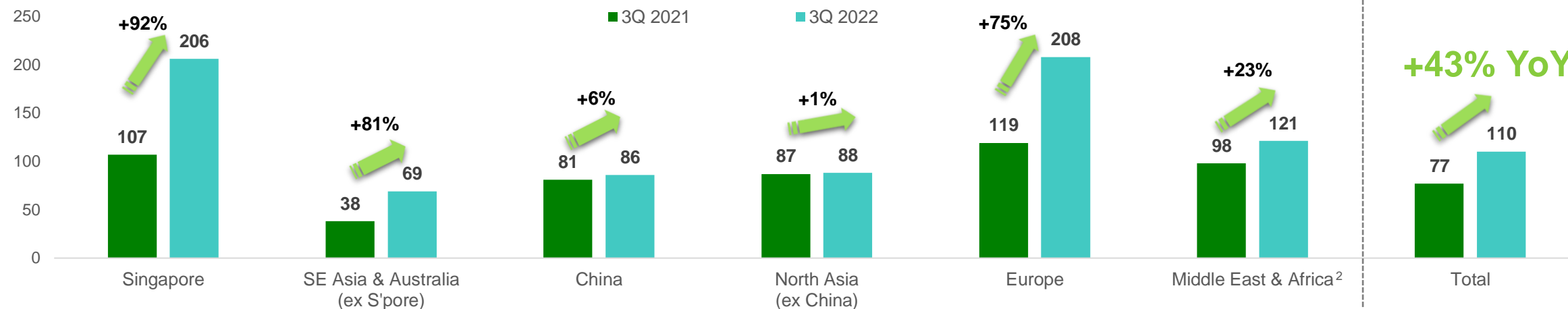
Note:

1. Others include HNWI, Trust Companies, Investment Managers, Hedge Funds, Cooperatives, Securities Companies, Endowments, Government.

3Q 2022 RevPAU Up 43% YoY on Sustained Travel Recovery

Recovered to ~92% of pre-COVID-19 3Q 2019 levels

Revenue per Available Unit (RevPAU)¹ S\$



3Q 2022 RevPAU increased 43% YoY

- Many countries saw an **increase in demand and activity in 3Q 2022**, as most travel restrictions had largely been lifted before the start of the quarter
- RevPAU was higher by 43% YoY; attributed to **higher average daily rates (+22%)** and **occupancies (+12%)**
- All regions registered YoY and QoQ improvement in RevPAU for the quarter, including China which reflected an encouraging **QoQ increase of 24%**

Notes:

1. RevPAU statistics are on same store basis and include serviced residences leased and managed by the Group. Foreign currencies are converted to SGD at average rates for the relevant period. Student accommodation and rental housing properties are not managed by the Group
2. Includes Turkey and India

Portfolio Snapshot for Lodging Management

Asset-light	By Ownership		
		YTD Sep 2022	YTD Sep 2021
	Managed & franchised	125,700	102,800
	Leased	6,300	4,200
	REIT	17,900	17,000
	Fund	2,600	1,700
	Owned	3,000	3,100
	Total	155,500	128,800

By Geography		
	YTD Sep 2022	YTD Sep 2021
SEAA ¹	79,300	69,900
North Asia ²	53,700	42,900
Europe	6,500	6,600
Middle East & Africa ³	8,300	5,200
America	7,700	4,200
Total	155,500	128,800

By Lodging Type		
	YTD Sep 2022	YTD Sep 2021
Serviced residences	110,000	92,100
Hotels	32,200	29,100
Rental housing ⁴	11,300	6,900
Student accommodation ⁵	2,000	700
Total	155,500	128,800

Notes: Figures may differ due to rounding.

1. Refers to Southeast Asia and Australasia. Includes 4,400 units in Singapore.
2. Includes 43,800 units in China.
3. Includes Turkey and India.
4. Excludes Multifamily.
5. Comprises 5,298 beds in operating and development properties.

YTD 2022 Investments

Investments ^{1,2}	Value S\$'M	Entity (Buyer)
A logistic facility in Hamura City, Tokyo, Japan	112	CLI
Student accommodation development asset in Nebraska, USA	118	SAVE
31.25% stake in CapitaMall LuOne, Shanghai, China	169	CLI
Proposed acquisition of four rental housing properties and a student accommodation property in Japan	125	CLAS ³
Two properties in Ningbo, China and Amsterdam, the Netherlands	190	ASRGF
CapitaSky at 79 Robinson Road, Singapore	1,260	CICT and COREF
A 0.33 million sq ft warehouse in Arshiya FTWZ, Panvel in Navi Mumbai, India	39 ⁴	CLINT ⁵
Seven logistics properties in Chicago, USA	133	CLAR ⁶
A 0.42 million sq ft industrial facility in Mahindra World City, Chennai, India	39	CLINT ⁵
lyf Bondi Junction Sydney, Australia	Undisclosed ⁷	ASRGF
120 Spencer Street, an office building in Melbourne, Australia	Undisclosed ⁷	COREF
Proposed acquisition of a logistics property in Penang, Malaysia	26	CLMT
An office building in Shanghai, China	144	CSSRF I
Oakwood Worldwide	Undisclosed ⁷	CLI Lodging
Proposed forward purchase of two industrial facilities in Mahindra World City, Chennai, India	29 ⁸	CLINT ⁵

Notes: Any discrepancies in the listed figures in the table are thereof due to rounding

1. Transactions announced from 1 Jan 2022 to 31 Dec 2022

2. The table includes committed projects acquired by CLI and CLI REITs/Business Trusts/Funds

3. Formerly known as ART

4. Refers to estimated gross consideration, including deferred consideration that is contingent on the achievement of certain performance milestones. Based on exchange rate of S\$1 : INR55.5 at point of announcement, for illustrative purposes only

5. Formerly known as a-iTrust

6. Formerly known as Ascendas Reit

7. Undisclosed due to confidential clauses

8. Includes the funding that has been used to compete the development of Phase 2A project

9. Project development expenditure basis

10. Initial equity investment for self-storage platform S\$570M

11. Investment values based on agreed property value (100% basis) or purchase/investment consideration. Total gross investment value excludes transactions of undisclosed values

12. Based on CLI's effective stake invested multiplied by gross investment value. Subject to post-completion adjustments

Investments ^{1,2}	Value S\$'M	Entity (Buyer)
A 2.14 acre land in Kona, Kolkata in India	1	CLI India Logistics Fund II
Proposed acquisition of 622 Toa Payoh Lorong 1 in Singapore	105	CLAR ⁶
Proposed acquisition of 9 serviced residences, rental housing and student accommodation properties	318	CLAS ³
Proposed acquisition of a cold storage logistics facility in Singapore	192	CLAR ⁶
lyf Ginza Tokyo, Japan	Undisclosed ⁷	ASRGF
Jongro Place in Seoul, South Korea	352	CLK3 (Core)
A logistics facility in Yangsan, South Korea	382 ⁹	CLK14
Borui Plaza in Beijing, China	404	CLI
Student accommodation development asset in Connecticut, USA	Undisclosed ⁷	SAVE
Proposed acquisition of Extra Space Asia, Singapore	Undisclosed ^{7,10}	JV with APG
Proposed acquisition of Ascendas i-Link in Shanghai, China	100	CBPCF I
Proposed acquisition of a business park in China	Undisclosed ⁷	CBPCF II
Proposed acquisition of Queensbay Mall in Penang, Malaysia	300	CLMT
Proposed development of a data centre in Chennai, India	329	CLINT
Proposed acquisition of International Tech Park Pune, Hinjewadi in India	222	CLINT
Total Gross Investment Value¹¹	5,087	
Total Effective Investment Value¹²	1,719	

YTD 2022 Divestments

Divestments ^{1,2}	Value S\$'M	Entity (Seller)
JCube in Singapore	340	CICT
CapitaSky at 79 Robinson Road, Singapore	1,260	CLI
Proposed divestment of 9 serviced residences, rental housing and student accommodation properties	318	CLI Lodging
Jongro Place in Seoul, South Korea	352	CLK3 (Core+)
Proposed divestment of Ascendas i-Link in Shanghai, China	100	CLI
Proposed divestment of Queensbay Mall in Penang, Malaysia	300.5	CLI
Proposed divestment of International Tech Park Pune, Hinjewadi in India	222	CLI
Total Gross Divestment Value³	2,893	
Total Effective Divestment Value⁴	1,803	

Notes: Any discrepancies in the listed figures in the table are thereof due to rounding.

1. Transactions announced from 1 Jan 2022 to 31 Dec 2022.

2. The table includes committed projects divested by CLI and CLI REITs/Business Trusts/Funds.

3. Divestment/transfer values based on agreed property value (100% basis) or sales consideration.

4. Based on CLI's effective stake divested multiplied by gross divestment value. Subject to post-completion adjustments.

CSXC 2021 Completed Pilot Project

Location of trial: Aperia, Singapore (Green Mark Platinum building)
 Manufacturer: New Generation (Austria)
 Distributor: Delta Pyramax Co., Ltd/ Delta Sirius Pte Ltd



Installation of Bio-Energetic Water Saving Stick (WS-Stick) at 10 Kallang Avenue, Aperia.



Dec – Mar 2022

Mar to Jul 2022

Jul 2022



**Acclimatization /
Baselining Stage**

Tuning Stage 1 to 4

**Piloting data
collected**

Achieved

Established proper irrigation baseline (from 8 to 6 minutes)
 Achieved 33% reduction in irrigation timing from above baseline (from 6 to 4 minutes)

Product Lifespan

>20 years

Maintenance

No maintenance required.

Building Type

All building types with irrigation

Manufacturing / Distribution

Manufactured in Austria. Currently distributed in Asia

Further Trials

Further scaling up across CLI's global portfolio

CSXC 2021 Pilot Project (Interim Results)

Location of trial: CapitaGreen, Singapore (Green Mark Platinum building)
 Manufacturer: Climate Corp Pte Ltd (Singapore)
 Distributor: Climatec Corp Pte Ltd



Quantum Resonance Water (QRW) module installation at CapitaGreen



Jan – Mar 2022

Mar 2022 – Mar 2023

Mar 2023



Pre-pilot data collected

**QRW in operation
Interim results in Aug 2022**

End of Pilot

Interim results

Achieved >20 Cycle of Concentrations (CoC), with >80% savings on blowdown water. Total Heterotrophic Plate Count (TPC) within NEA requirements. No Legionella detected.

Product Lifespan

20 years

Maintenance

Minimal maintenance of equipment.

Building Type

All building types with cooling towers

Manufacturing / Distribution

Manufactured in Taiwan. Currently distributed in Singapore, Malaysia & Taiwan

Further Trials

Monitoring of the result at the end of pilot. Further scaling up across CLI's global portfolio

CapitaLand Environmental Education Programme (CEEP)

- To raise awareness of the importance of protecting our planet, two sessions of CEEP were held at the Choa Chu Kang Public Library and library@harbourfront, where CapitaLand volunteers engaged 60 young children in interactive lessons on reducing food waste.



CapitaLand Empowerment and Resilience Programme – Camp Cacti

- In partnership with Yellow Ribbon Singapore, 12 CapitaLand volunteers befriended more than 50 children through facilitated activities to help them acquire skills to better manage their emotions during the September school holiday.

Bright Horizons Fund Schoolbag Packing

- 25 CapitaLand volunteers packed over 1,000 schoolbags for graduating pre-school children from My First Skool. School essentials such as water bottles and books, will go to children from low-income families to prepare them for primary school.



YTD Sep 2022 CSR Updates

Singapore Highlights

#LoveOurSeniors Initiative

Essential Care Pack Packing and Distribution

- About 5,000 Essential Care Packs comprising of food items and daily essentials were distributed to vulnerable seniors from 8 charities across Singapore.
- Over 400 CapitaLand staff volunteers, tenant and community volunteers, as well as our charity partners prepared and distributed the Essential Care Packs during the five-day event.



Mid-Autumn Festival Celebration

- To celebrate Mid-Autumn Festival, 16 CapitaLand volunteers and tenant volunteers from Polar Puffs & Cakes (Polar) brought smiles to more than 60 socially-isolated Montfort Care senior beneficiaries. The seniors engaged in various activities such as mooncake tasting, lantern making and calligraphy lessons.

Home Improvement Project

- Over 35 staff volunteers helped with decluttering and assembling furniture at four seniors' units at Ang Mo Kio and Yishun in Aug, to create a safer and more conducive living condition. CapitaLand Hope Foundation (CHF) also donated new furniture and electrical appliances to these seniors.



Sin Ming 26 Resettlement Project

- In partnership with AMKFSC Community Services, over 45 CapitaLand staff volunteers helped 28 low-income elderly residents of Blk 26 Sin Ming to move to their new homes in a relocation exercise.*

Meal and Bread Delivery

- CHF distributed specially curated bento meals and bread to close to 600 seniors at the west area, with the support of over 70 staff volunteers and 20 tenant volunteers from Jul to Sep 2022.



*Above figure as of 30 Sep 2022

YTD Sep 2022 CSR Updates

Global Highlights

China



'My Schoolbag' Programme

- To welcome the start of a new semester, over 40 CapitaLand staff volunteers distributed schoolbags and stationery to four schools at Beijing, Shanghai, Shenyang and Xuzhou. The volunteers also engaged the students through activities such as arts workshop and field games. In total, 2,400 Primary 1 students from 37 schools across China benefitted from the programme this year.
- During the volunteers' visit, a reading corner was set up at CapitaLand Hanhuang Hope School, Xuzhou, with more than 800 books, as well as tables, chairs and bookshelves donated. Volunteers also taught the students on how to reduce food waste with CapitaLand Environmental Education Programme materials.



National Holiday Celebration for Children with Special Needs (Dalian)

- 12 staff volunteers visited Xing Xing Zhi Huo Autism Support Centre and gifted a cake and nutritious food to 21 children.



Elderly Befriending (Beijing)

- 39 staff volunteers taught 134 seniors at Fengtai District on how to use smartphones. Seniors showcased their talent through singing and playing musical instrument before the smartphone workshop. Volunteers also visited some homebound seniors, to bring warmth to them. Food essentials such as rice, oil and yogurt were donated to all seniors.

Double Ninth Festival Celebration (Beijing)

- On 29 Sept, 12 volunteers from Ascott Raffles City Beijing brought food essentials to Sanhe Senior Apartment to celebrate the festival. Volunteers also cleaned the apartment and provided repair service and haircut to the seniors.



Revamping Kitchen and Dining Area for Disabled Service Centre (Shenyang)

- Seven staff volunteers assisted to revamp the space in Yangguang Homestead Disabled Service Centre and donated food essentials to the centre. Volunteers together with the centre staff imparted life skills to the clients such as selecting ingredients and using kitchen tools. The volunteers also made dumplings for the beneficiaries.

YTD Sep 2022 CSR Updates

Global Highlights

India



Launch of Second Hope School in Bangalore

- The second CapitaLand Hope School in Bangalore was launched on 19 Sep. It will provide more than 400 children from underserved families with access to education. CHF India has contributed INR 50mil (approx. S\$870k) towards the construction of the school.
- CapitaLand staff volunteers from International Tech Park Bangalore provided their real estate expertise to Karnataka Education Department including designing and managing the development of the school. School library with materials was set up in partnership with international non-profit organisation, Room to Read, to improve literacy amongst the children.

Distribution of Educational Kits

- To kickstart the distribution of 2,550 education school kits across India, CapitaLand India Trust's board members and 11 CapitaLand staff volunteers visited the CapitaLand Hope School in Mahadevapura to distribute the kits to 550 children.



Vietnam

Bringing #Pen4Hope to the Community

- Over 370 messages for #Pen4Hope were collected by rallying local staff and the community to support the initiative under #GivingAsOne global campaign.
- Booth was set up at the Mid-Autumn Festival Celebration event held at The Oxygen to garner more support. The collected messages will be shared with the students from the four CapitaLand Hope Schools and Kindergartens in Vietnam.



A Commitment to Good Governance and Sound Stewardship

Singapore Business Awards 2022

Group CEO Lee Chee Koon named the Outstanding Chief Executive of the Year



Singapore Corporate Awards 2022

- CLI's Andrew Lim named Best Chief Financial Officer
- CLAS clinched gold for Best Investor Relations
- CICT won gold for Best Annual Report
- CLAR scored silver for Best Annual Report



Securities Investors Association Singapore (SIAS) Investors' Choice Awards 2022

CICT won the Singapore Corporate Governance Award (REITs & Business Trusts Category)



Glossary

Term	Definition
ASRGF	Ascott Serviced Residence Global Fund
B	Billion
B/S	Balance sheet
BT	Business Trust
CICT	CapitaLand Integrated Commercial Trust
CL	CapitaLand Limited
CLAR	CapitaLand Ascendas REIT
CLAS	CapitaLand Ascott Trust
CLCT	CapitaLand China Trust
CLD	CapitaLand Development
CLI	CapitaLand Investment Limited
CLINT	CapitaLand India Trust
CLMT	CapitaLand Malaysia Trust
COREF	CapitaLand Open End Real Estate Fund
CSR	Corporate Social Responsibility
DC	Data centre
DPU	Distribution per Unit
eCV	eCapitaVoucher
ESG	Environmental, Social and Governance
FM	Fund Management
FRB	Fee Income-related Business
FRE	Fee Related Earnings. Refers to IAM fee revenue from CLI listed funds and unlisted funds (private funds and/or investment vehicles (including but not limited to programs, joint ventures and co-investments managed by CLI Group from time to time)
FUM	Funds Under Management. Refers to the share of total assets under CLI listed funds and unlisted funds (private funds and/or investment vehicles (including but not limited to programs, joint ventures and co-investments managed by CLI Group from time to time)
FV	Fair value
GFA	Gross Floor Area
GMV	Gross Merchandise Value
HNWI	High net worth individuals
IAM	Investment and asset management

Term	Definition
JV	Joint venture
K	Thousand
LM	Lodging Management
LP	Limited Partners
M	Million
NAV	Net Asset Value
NLA	Net Leasing Area
NPI	Net Property Income
NTA	Net Tangible Assets
PATMI	Profit after tax and minority interest
PBSA	Purpose-built student accommodation
PE	Private Equity
QoQ	Quarter on quarter
RE AUM	Real Estate Assets under Management. Represents total value of real estate managed by CLI Group entities stated at 100% property carrying value. Includes RE AUM of lodging assets which are operational and under development
REIB	Real Estate Investment Business
REIM	Real Estate Investment Manager
REIT	Real Estate Investment Trust
RevPAU	Revenue per available unit
ROE	Return on Equity
SE Asia	Southeast Asia
SFRS	Singapore Financial Reporting Standards
SLL	Sustainability-linked loans
sqm	Square metre
SR	Serviced residences
SWF	Sovereign Wealth Fund
TRX	Transactions
TSR	Total Shareholder Return
WALE	Weighted Average Lease Expiry
YoY	Year on year
YTD	Year to date



Thank You

For enquiries, please contact:
Ms Grace Chen, Head, Investor Relations
Email: groupir@capitaland.com

CapitaLand Investment Limited
168 Robinson Road #30-01 Capital Tower Singapore 068912
Tel: (65) 6713 2888 Fax: (65) 6713 2999
www.capitalandinvest.com



CapitaLand Investment

Channelling the energy and flexibility of water in our strategies to embrace new opportunities and create value with our Asian heritage

